



Quality Changes The World

# SFT125(T6016-8)

SANY Tower Crane  
三一重工塔式起重机

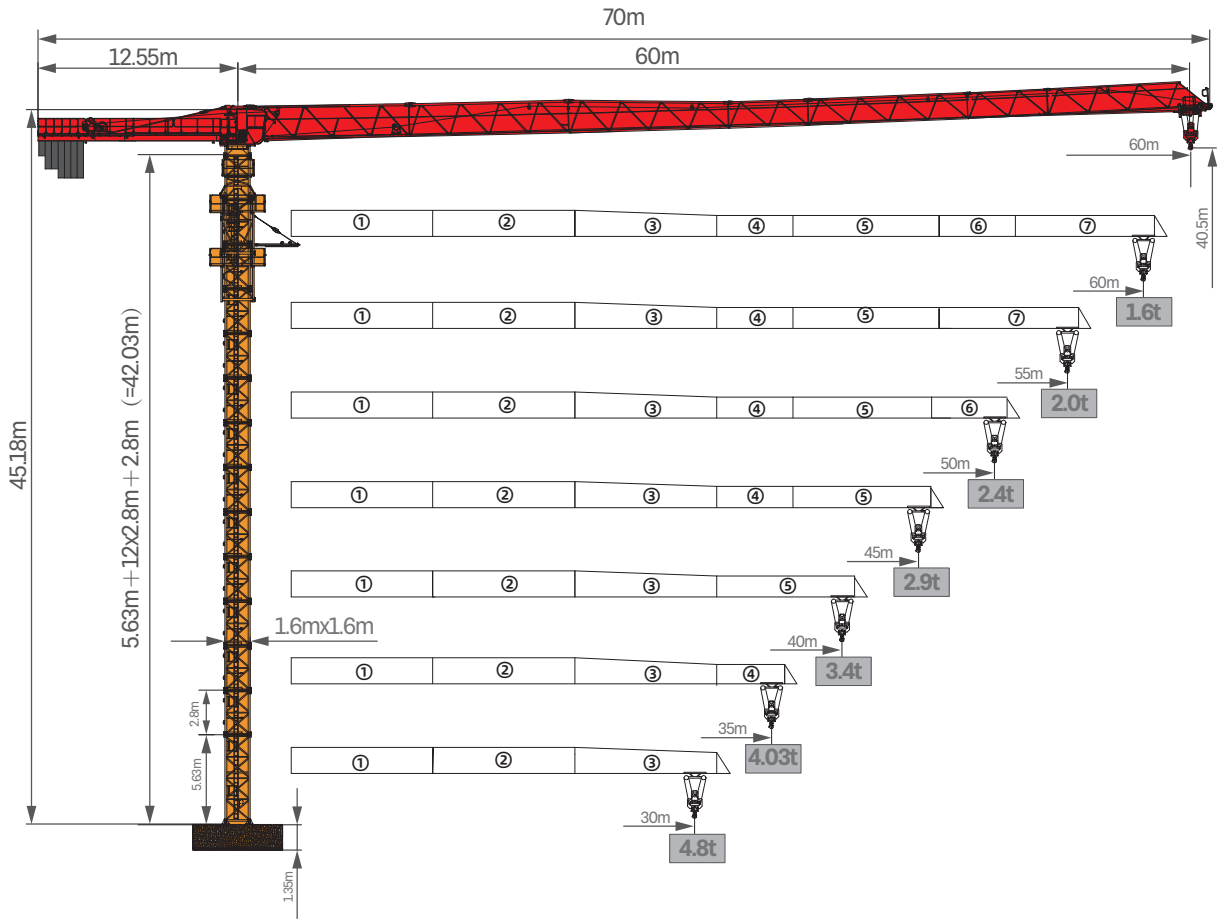


**Better World  
Better SANY Crane**

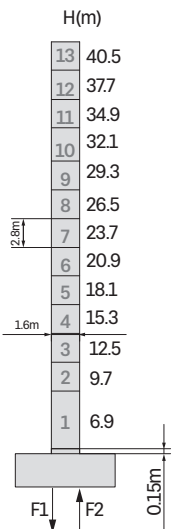
SANY CRANE



### Jib Length & Tip Load 臂长组合及吊重 (1.6×1.6×2.8)

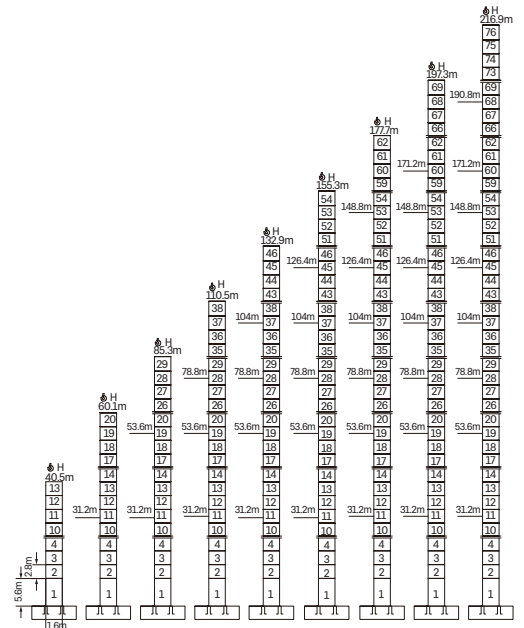


### Masts 塔身 (1.6×1.6×2.8)

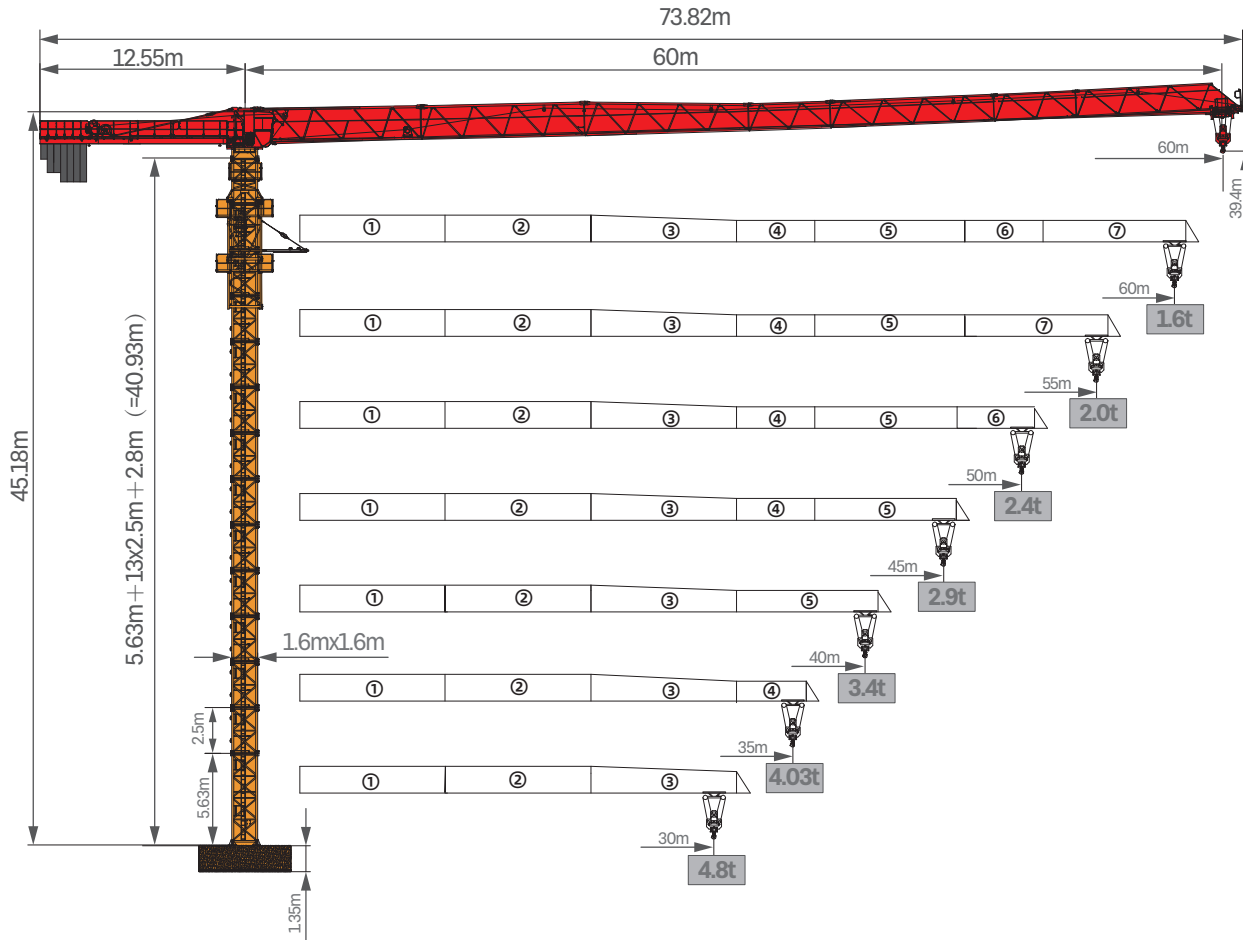


fixing bolt 螺栓固定式	F1	Reactions in service 工作状态反力	113.6t
		Reactions out of service 非工作状态反力	116.7t
	F2	Reactions in service 工作状态反力	81.8t
		Reactions out of service 非工作状态反力	89.7t
	Freestanding height, dead weight at the max. jib (without counter weight, lifting weight nor ballast) 独立高度, 最长起重臂时自重 (不含平衡重、吊重、压重)		37.4t

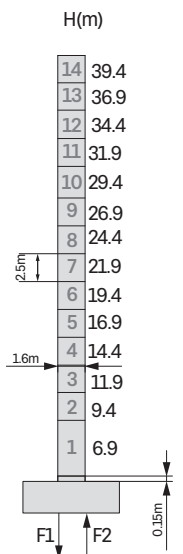
### Anchorage 附着 (1.6×1.6×2.8)



## Jib Length & Tip Load 臂长组合及吊重 (1.6×1.6×2.5)

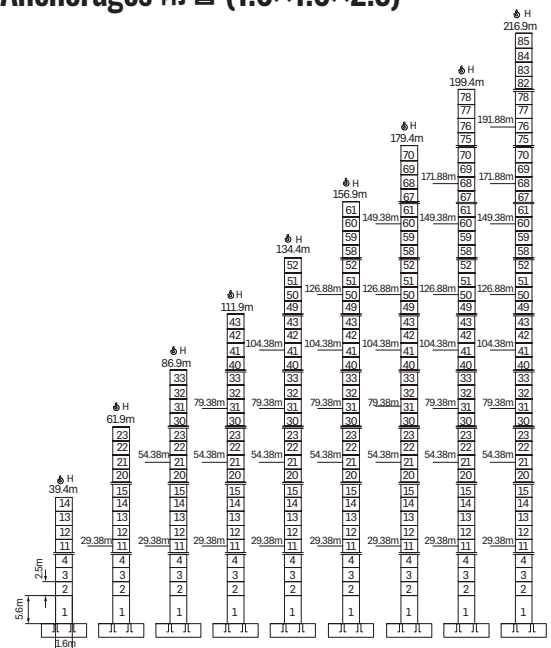


## Masts 塔身 B16F2 (1.6×1.6×2.5)



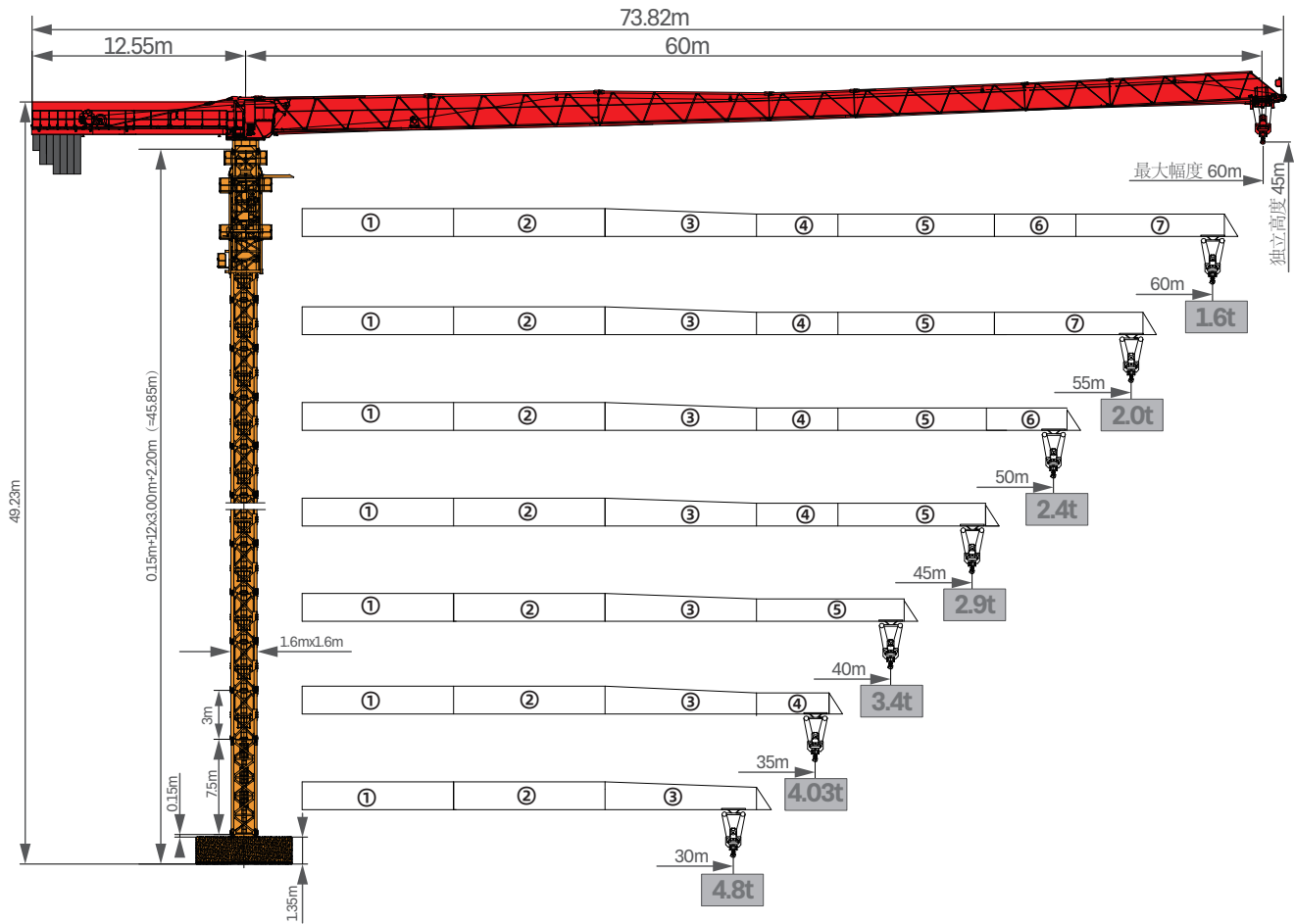
Fixing bolt 螺栓固定式	Reactions in service 工作状态反力	112.5t
	Reactions out of service 非工作状态反力	115.64t
	Reactions in service 工作状态反力	80.7t
	Reactions out of service 非工作状态反力	88.9t
	Freestanding height, dead weight at the max. jib (without counter weight, lifting weight nor ballast) 独立高度, 最长起重臂时自重 (不含平衡重、吊重、压重)	36.8t

## Anchorage 附着 (1.6×1.6×2.5)

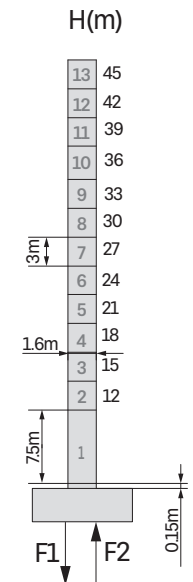




### Jib Length & Tip Load 臂长组合及吊重 (1.6×1.6×3.0)

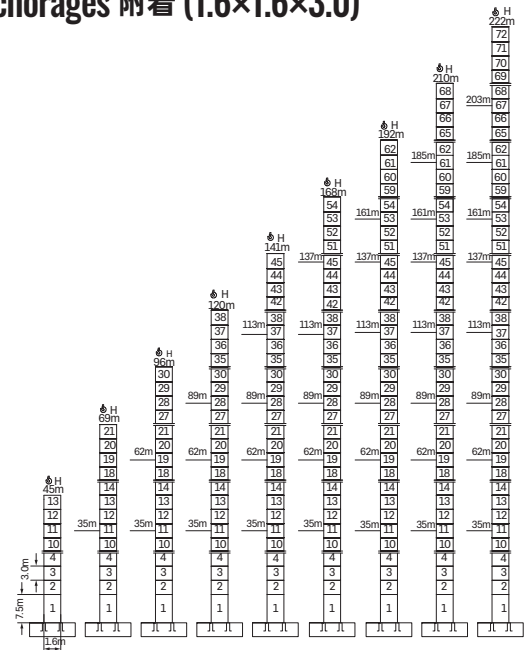


### Masts 塔身 L46 (1.6×1.6×3.0)



Fixing outrigger 支腿固定式	F1	Reactions in service 工作状态反力	113.48t
		Reactions out of service 非工作状态反力	111.08t
	F2	Reactions in service 工作状态反力	78.08t
		Reactions out of service 非工作状态反力	80.49t
	Freestanding height, dead weight at the max. jib (without counter weight, lifting weight nor ballast) 独立高度, 最长起重臂时自重 (不含平衡重、吊重、压重)		44.34t

### Anchorage 附着 (1.6×1.6×3.0)



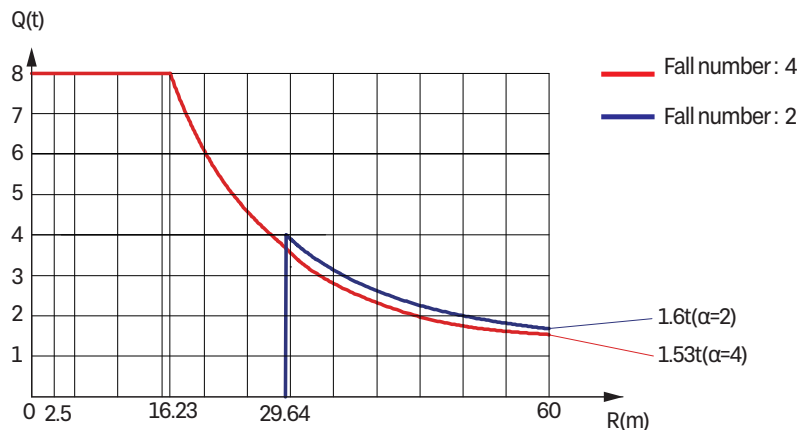
## Load Diagrams 起重特性表

radius/m 幅度 (m)	the max. capacity/t 最大起重重量	15	18	20	22	25	28	30	32	35	38	40	42	45	48	50	52	55	58	60
60	☺ 2.5-32.15m/4t				4.00			3.94	3.65	3.27	2.95	2.76	2.60	2.37	2.18	2.06	1.96	1.81	1.68	1.60
	☹ 2.5-17.57m/8t	8.00	7.10	6.28	5.61	4.82	4.21	3.87	3.57	3.19	2.87	2.69	2.52	2.30	2.11	1.99	1.88	1.74	1.61	1.53
55	☺ 2.5-34.14m/4t				4.00				3.98	3.57	3.22	3.03	2.85	2.61	2.40	2.27	2.16	2.00		
	☹ 2.5-18.63m/8t	8.00	7.70	6.81	6.10	5.25	4.59	4.22	3.90	3.49	3.15	2.95	2.77	2.53	2.32	2.20	2.08	1.93		
50	☺ 2.5-36.32m/4t				4.00				3.75	3.39	3.19	3.00	2.75	2.53	2.40					
	☹ 2.5-19.80m/8t	8.00		7.14	6.40	5.51	4.82	4.44	4.10	3.68	3.32	3.11	2.92	2.67	2.46	2.33				
45	☺ 2.5-36.49m/3t				4.00				3.95	3.57	3.36	3.16	2.90							
	☹ 2.5-19.89m/8t	8.00		7.49	6.71	5.79	5.06	4.67	4.32	3.87	3.50	3.28	3.09	2.83						
40	☺ 2.5-36.65m/4t				4.00					3.62	3.40									
	☹ 2.5-19.97m/8t	8.00		7.58	6.79	5.86	5.13	4.72	4.37	3.92	3.55	3.33								
35	☺ 2.5-35.00m/4t				4.00															
	☹ 2.5-19.87m/8t	8.00		7.77	6.96	6.00	5.26	4.84	4.49	4.03										
30	☺ 2.5-30.0m/4t				4.00															
	☹ 2.5-19.76m/8t	8.00		7.69	6.89	5.94	5.20	4.80												




## Counter-jib Ballast 平衡臂及平衡重组合表

☹ (m)	☺ (m)	☹ (kg)	☹ 3000kg	☹ 2500kg	☹ 1400kg
60	12.55	18400	4	2	1
55	12.55	17000	4	2	0
50	12.55	17000	4	2	0
45	12.55	15400	3	2	1
40	12.55	14000	3	2	0
35	12.55	12900	3	1	1
30	12.55	11500	3	1	0

## Curve of Lifting Capacity 起重性能曲线图

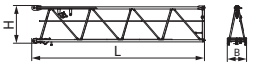
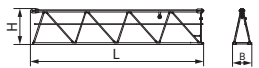
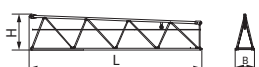

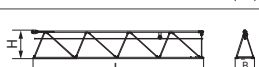




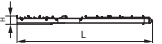


## Transmission Mechanisms 传动机构



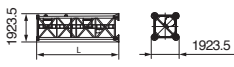







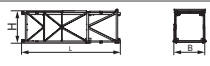
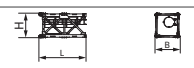


Transmission 传动	Legend 图例	Model 型号	Power 功率	Velocity 速度
Slewing 回转		YPWEF132S-4F1	2 × 4.0kW	0-0.6r/min
Trolleying 变幅		SXJ33.62P	4.0kW	0-60m/min
Hoisting 起升		YZPE-200L-6	30kW	0-90m/min
Voltage 电源电压	380V(±10%)		Frequency 电源频率	50Hz

Note: Contact with us when the rope capacity of hoisting mechanism is larger than 460m  
注：工作容绳量大于 460m 时请与厂家联系

## Packing List 运输部件

NO. 序号	Description 名称	Sketch 形状	L(m) 长	B(m) 宽	H(m) 高	Weight per unit (t) 单件重量 (t)	Quantity 数量
1	Jib section I 臂节 I		10.243	1.135	2.237	2.141	1
2	Jib section II 臂节 II		10.235	1.135	2.138	1.551	1
3	Jib section III 臂节 III		10.214	1.135	2.118	1.175	1
4	Jib section IV 臂节 IV		5.190	1.135	1.779	0.478	1
5	Jib section V 臂节 V		10.170	1.135	1.144	0.740	1
6	Jib section VI 臂节 VI		5.140	1.135	1.653	0.281	1
7	Jib section VII 臂节 VII		10.107	1.135	1.648	0.497	1
8	End jib 臂端节		0.719	1.295	1.371	0.091	1
9	Transition mast assembly 过渡节		2.915	2.209	2.828	1.372	1
10	Counter jib 平衡臂节		11.796	1.395	0.73	2.349	1

## Packing List 运输部件

NO. 序号	Description 名称	Sketch 形状	L(m) 长	B(m) 宽	H(m) 高	Weight per unit (t) 单件重量 (t)	Quantity 数量
11	Slewing assembly (2.5m/2.8m) 回转总成 (2.5m/2.8m)		4.866	3.493	3.064	5.082	1
12	Standard mast 标准节		2.8	1.7	1.7	0.86	12
13	Basic mast 基础节		5.63	1.919	1.919	1.879	1
14	Trolley 小车		2.040	2.012	1.252	0.295	1
15	Hook 吊钩		1.055	0.254	1.538	0.296	1
16	Cabin 司机室		2.28	1.41	2.18	0.358	1
17	Hoisting mechanism 起升机构		1.815	1.510	0.929	1.750	1
18	Trolleying mechanism 变幅机构		1.108	0.560	0.579	0.262	1
19	Slewing assembly (L46 mast) 回转总成 (L46 片式)		4.964	2.685	3.376	4.308	1
20	Transition mast assembly (L46 mast) 过渡节 (L46 片式)		3.129	2.424	2.830	1.410	1
21	Telescoping cage (L46 mast) 爬升架 (L46 片式)		6.79	2.31	2.32	2.271	1
22	L46 standard mast L46 片式 标准节		3.241	1.739	1.690	1.196	12
23	L46 Basic mast L46 片式基础节		7.740	1.739	1.690	2.63	1
25	Standard mast (2.5m) 标准节 (2.5m)		2.500	1.700	1.700	0.789	13



## SANY GROUP CRANE BU

SANY Tower Crane Industrial Park, No.168 Jinzhou Avenue, Jinzhou Development Zone, Changsha City, Hunan Province, P.R. China Zip 410600  
Consulting [sanycrane@sanygroup.com](mailto:sanycrane@sanygroup.com) (Crane BU) / [crd@sany.com.cn](mailto:crd@sany.com.cn) (IHQ)  
After-sales Service 0086-400 6098 318

### Reminder:

Any change in the technical parameters and configuration due to product modification or upgrade may occur without prior notice. The machine in the picture may include additional equipment. This brochure is for reference only, and goods in kind shall prevail.

Copyright at SANY. No part of this brochure may be copied or used for any purpose without written approval from SANY.

© Edited in November 2022 v1.0

### 三一集团起重事业部

中国湖南长沙金洲开发区金洲大道168号三一塔式起重机产业园 邮编: 410600  
咨询: [sanycrane@sanygroup.com](mailto:sanycrane@sanygroup.com) (起重事业部) / [crd@sany.com.cn](mailto:crd@sany.com.cn) (国际总部)  
海外售后服务: 0086-400 6098 318

### 温馨提示:

由于技术不断更新, 技术参数及配置如有更改, 恕不另行通知。图中机器可能包括附加设备, 本画册仅供参考, 以实物为准。  
版权为三一所有, 未经三一书面许可, 本画册任何内容不得被复制用于任何目的。

© 2022 年 11 月版

SANY CRANE   

[www.sanyglobal.com](http://www.sanyglobal.com)

