



Quality Changes The World

SFT250C(T7520-16)

SANY Tower Crane
三一重工塔式起重机

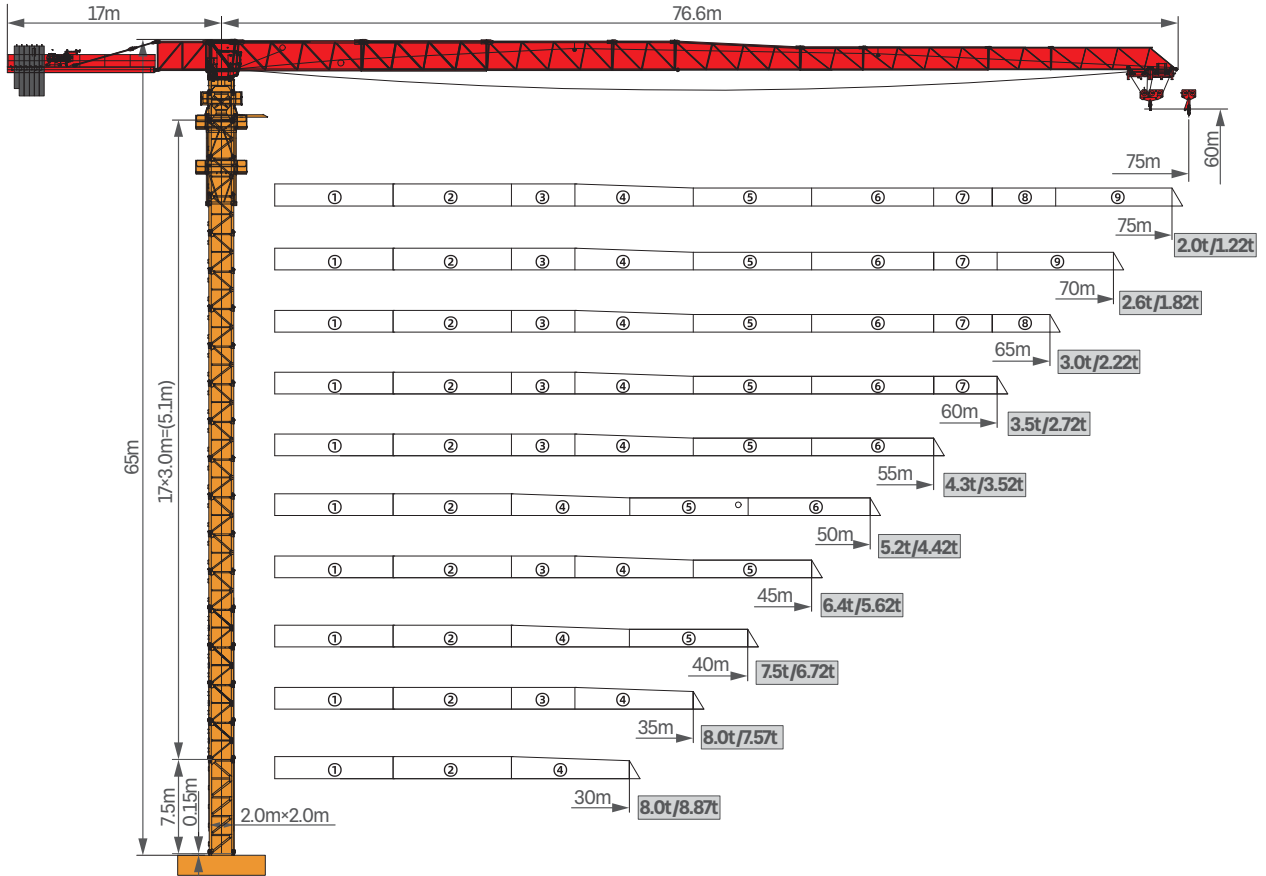


Better World
Better SANY Crane





















SANY CRANE









Jib Length & Tip Load 臂长组合及吊重 (2.0×2.0×3.0)



Load Diagrams 起重特性表

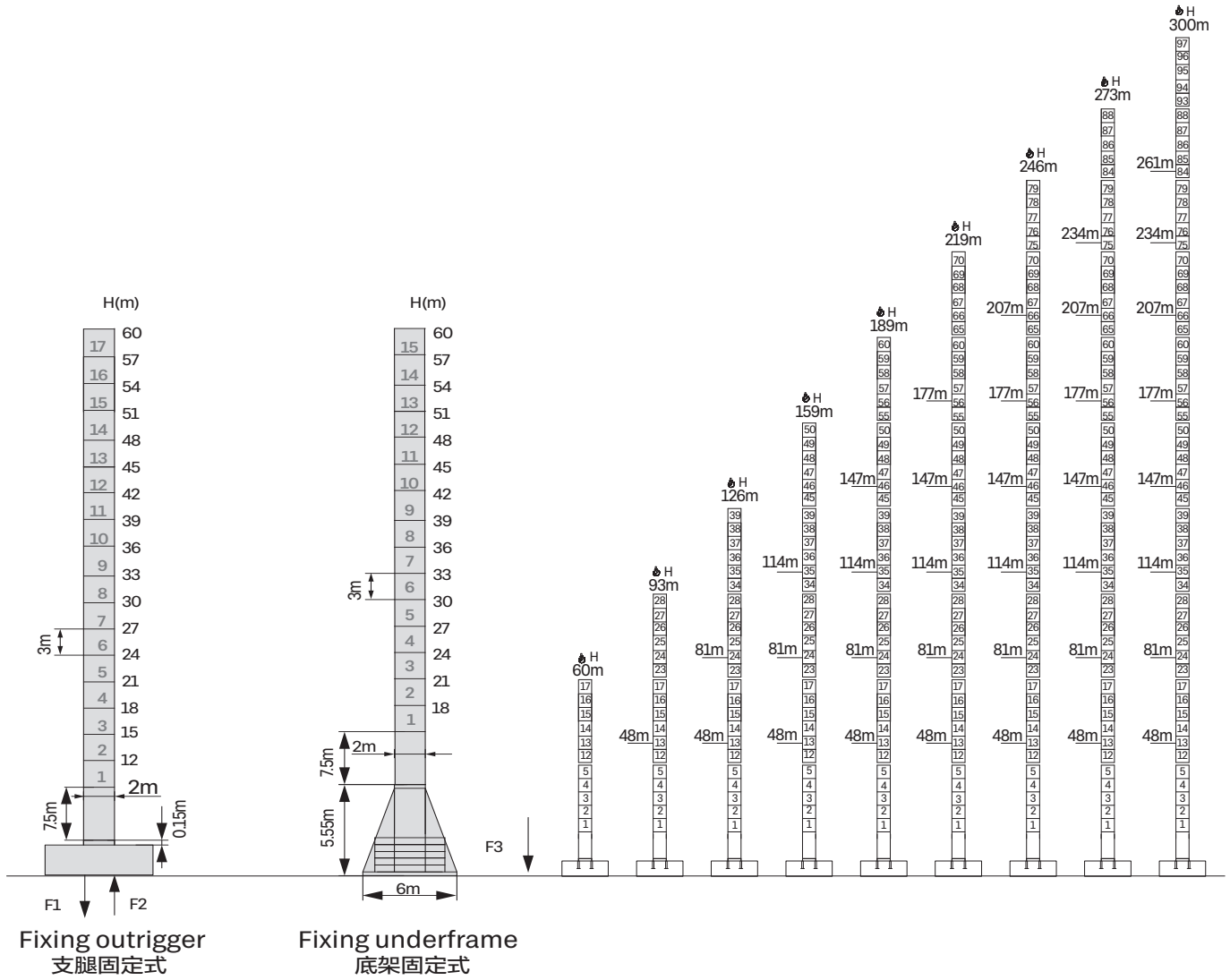
radius/m 幅度 (m)	the max. capacity/t 最大起重量	10	15	20	25	30	35	40	45	50	55	60	65	70	75
75	 4.5-26.04/8t	8.00	8.00	8.00	8.00	6.76	5.61	4.75	4.09	3.56	3.13	2.78	2.48	2.22	2.00
	 3.5-13.75/16t	16.00	14.40	10.11	7.61	5.98	4.83	3.97	3.31	2.78	2.36	2.00	1.70	1.44	1.22
70	 4.5-28.91/8t	8.00	8.00	8.00	8.00	7.66	6.38	5.42	4.68	4.10	3.62	3.22	2.89	2.60	
	 3.5-15.21/16t	16.00	16.00	11.49	8.70	6.88	5.60	4.64	3.90	3.32	2.84	2.44	2.11	1.82	
65	 4.5-29.72/8t	8.00	8.00	8.00	8.00	7.91	6.59	5.61	4.85	4.24	3.75	3.34	3.00		
	 3.5-15.61/16t	13.50	13.50	13.50	12.80	12.80	12.80	12.80	12.80	10.22	2.97	2.57	2.22		
60	 4.5-30.73/8t	8.00	8.00	8.00	8.00	8.00	6.86	5.84	5.06	4.43	3.92	3.50			
	 3.5-16.13/16t	16.00	16.00	12.35	9.39	7.45	6.08	5.06	4.28	3.65	3.14	2.72			
55	 4.5-32.97/8t	8.00	8.00	8.00	8.00	8.00	7.46	6.37	5.52	4.85	4.30				
	 3.5-17.27/16t	16.00	16.00	13.43	10.24	8.15	6.68	5.59	4.74	4.07	3.52				
50	 4.5-34.88/8t	8.00	8.00	8.00	8.00	8.00	7.97	6.81	5.91	5.20					
	 3.5-18.24/16t	16.00	16.00	14.34	10.96	8.75	7.19	6.03	5.13	4.42					
45	 4.5-37.24/8t	8.00	8.00	8.00	8.00	8.00	8.00	7.36	6.40						
	 3.5-19.44/16t	16.00	16.00	15.47	11.85	9.49	7.82	6.58	5.62						
40	 4.5-37.85/8t	8.00	8.00	8.00	8.00	8.00	8.00	7.50							
	 3.5-19.75/16t	16.00	16.00	15.76	12.09	9.68	7.98	6.72							
35	 4.5-35.00/8t	8.00	8.00	8.00	8.00	8.00	8.00								
	 3.5-18.96/16t	16.00	16.00	15.02	11.50	9.20	7.57								
30	 4.5-30.00/8t	8.00	8.00	8.00	8.00	8.00									
	 3.5-18.43/16t	16.00	16.00	14.52	11.11	8.87									

Counter-jib Ballast 平衡臂及平衡重组合表

 (m)	 (m)	 (kg)	 (4000kg)	 (3400kg)	 (1700kg)
75	17	25100	5	1	1
70	17	23400	5	1	0
65	17	21700	5	0	1
60	17	21100	5	1	1
55	17	20000	5	0	0
50	17	17700	4	0	1
45	17	17700	4	0	1
40	17	15400	3	1	0
35	17	13700	3	1	1
30	17	12000	3	1	0

Masts 塔身 L69 (2.0×2.0×3.0)

Anchorage 附着 (2.0×2.0×3.0)







Fixing outrigger 支腿固定式

F1	Reactions in service 工作状态反力	175.1t
	Reactions out of service 非工作状态反力	217.2t
F2	Reactions in service 工作状态反力	118.6t
	Reactions out of service 非工作状态反力	169.5t
Freestanding height, dead weight at the max. jib (without counter weight, lifting weight nor ballast) 独立高度, 最长起重臂时自重(不含平衡重、吊重、压重)		70.5t

Fixing underframe 底架固定式

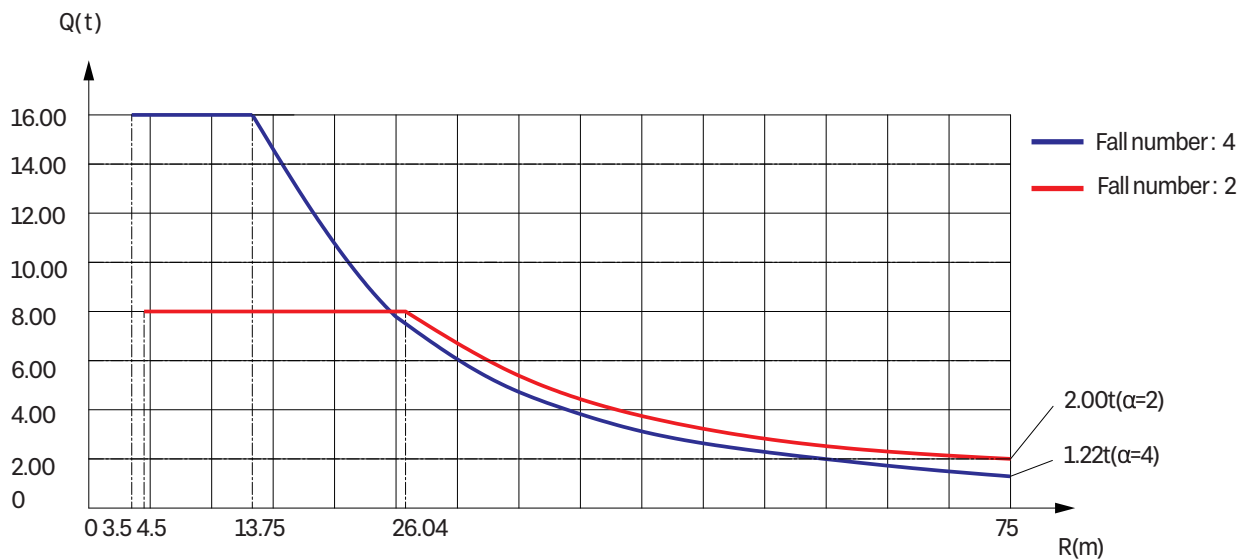
F3	Reactions in service 工作状态反力	118.8t
	Reactions out of service 非工作状态反力	129.7t
Freestanding height, dead weight at the max. jib (without counter weight, lifting weight nor ballast) 独立高度, 最长起重臂时自重(不含平衡重、吊重、压重)		86.4t

Transmission Mechanisms 传动机构

Transmission 传动	Legend 图例	Model 型号	Power 功率	Velocity 速度
Slewing 回转		STH130B75P-12-15	2 × 7.5Kw	0-0.7r/min
Trolleying 变幅		SXJ55.70P	7.5Kw	0-75m/min
Hoisting 起升		55QP40	55Kw	0-100m/min
Voltage 电源电压		380V(±10%), 50Hz		

Note: Contact with us when the rope capacity of hoisting mechanism is larger than 600m.
注: 工作容绳量大于 600m 时请与厂家联系

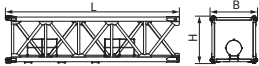
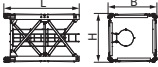
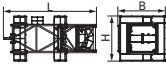
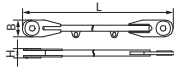
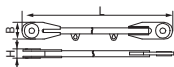
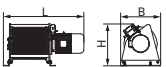
Curve of Lifting Capacity 起重性能曲线图



Packing List 运输部件

NO. 序号	Description 名称	Sketch 形状	L(m) 长	B(m) 宽	H(m) 高	Weight per unit (t) 单件重量 (t)	Quantity 数量
1	Jib section I 臂架 I		10.35	1.64	2.65	3.15	1
2	Jib section II 臂架 II		10.30	1.46	2.48	2.27	1
3	Jib section III 臂架 III		5.27	1.46	2.44	1.00	1
4	Jib section IV 臂架 IV		10.25	1.46	2.42	1.60	1
5	Jib section V 臂架 V		10.22	1.46	1.94	1.23	1
6	Jib section VI 臂架 VI		10.17	1.46	1.93	1.06	1
7	Jib section VII 臂架 VII		5.15	1.46	1.89	0.46	1
8	Jib section VIII 臂架 VIII		5.14	1.46	1.88	0.40	1
9	Jib section IX 臂架 IX		10.12	1.46	1.87	0.61	1
10	End jib 臂端节		1.68	0.85	1.36	0.17	1
11	Transitional mast assembly 过渡节总成		2.62	2.62	2.48	2.54	1
12	Tower head 塔头		2.45	1.70	2.55	2.21	1
13	Hook 吊钩		1.85	0.32	1.86	0.66	1
14	Hoisting mechanism 起升机构		2.53	2.26	1.66	3.65	1
15	Slewing assembly 回转总成		5.50	2.29	2.54	6.20	1
16	Cabin 司机室		2.25	1.80	2.28	0.75	1
17	Trolley assembly 小车总成		3.76	2.37	1.33	0.83	1
18	Counter jib frame I 平衡臂臂架 I		4.62	1.65	2.50	1.72	1
19	Counter jib frame II 平衡臂臂架 II		11.64	3.35	0.95	3.90	1

Packing List 运输部件

NO. 序号	Description 名称	Sketch 形状	L(m) 长	B(m) 宽	H(m) 高	Weight per unit (t) 单件重量 (t)	Quantity 数量
20	Basic mast 基础节		7.81	2.09	2.09	4.38	1
21	Standard mast 标准节		3.31	2.13	2.13	1.46	1
22	Telescoping cage 爬升架		7.67	2.61	2.91	4.75	1
23	Counter jib rod I 平衡臂拉杆 I		4.87	0.26	0.22	0.21	2
24	Counter jib rod II 平衡臂拉杆 II		2.04	0.26	0.22	0.11	2
25	Trolleying mechanism 变幅机构		3.31	2.13	2.13	1.46	1



SANY GROUP CRANE BU

SANY Tower Crane Industrial Park, No.168 Jinzhou Avenue, Jinzhou Development Zone, Changsha City, Hunan Province, P.R. China Zip 410600
Consulting sanycrane@sanygroup.com (Crane BU) / crd@sany.com.cn (IHQ)
After-sales Service 0086-400 6098 318

Reminder:

Any change in the technical parameters and configuration due to product modification or upgrade may occur without prior notice. The machine in the picture may include additional equipment. This brochure is for reference only, and goods in kind shall prevail.

Copyright at SANY. No part of this brochure may be copied or used for any purpose without written approval from SANY.

© Edited in November 2022 v1.0

三一集团起重事业部

中国湖南长沙金洲开发区金洲大道168号三一塔式起重机产业园 邮编: 410600
咨询: sanycrane@sanygroup.com (起重事业部) / crd@sany.com.cn (国际总部)
海外售后服务: 0086-400 6098 318

温馨提示:

由于技术不断更新, 技术参数及配置如有更改, 恕不另行通知。图中机器可能包括附加设备, 本画册仅供参考, 以实物为准。
版权为三一所有, 未经三一书面许可, 本画册任何内容不得被复制用于任何目的。

© 2022 年 11 月版 v1.0

